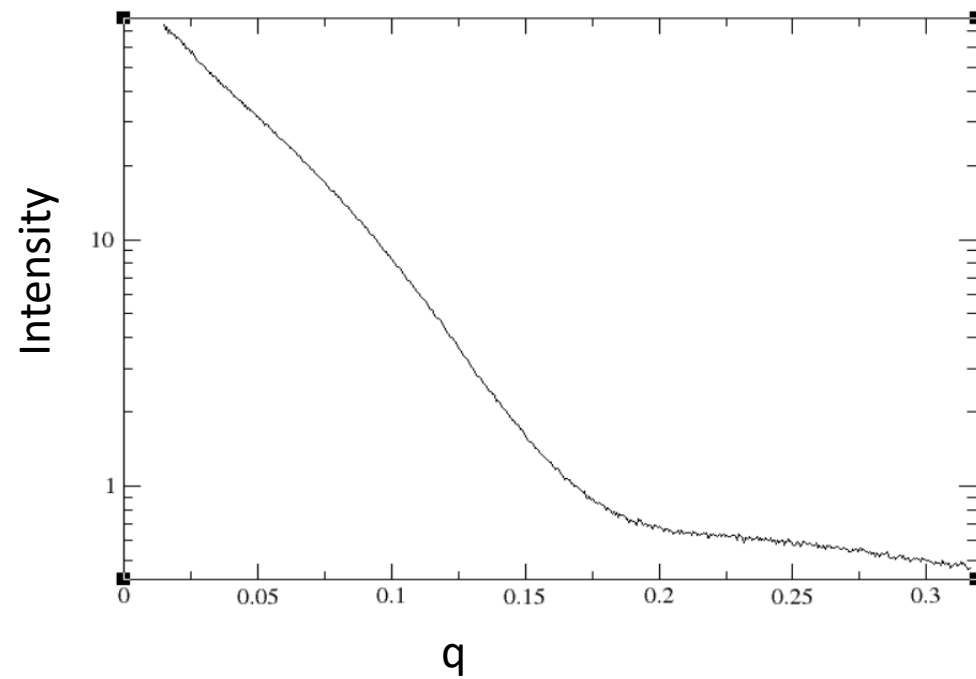


T0941 SAXS Results July 2016

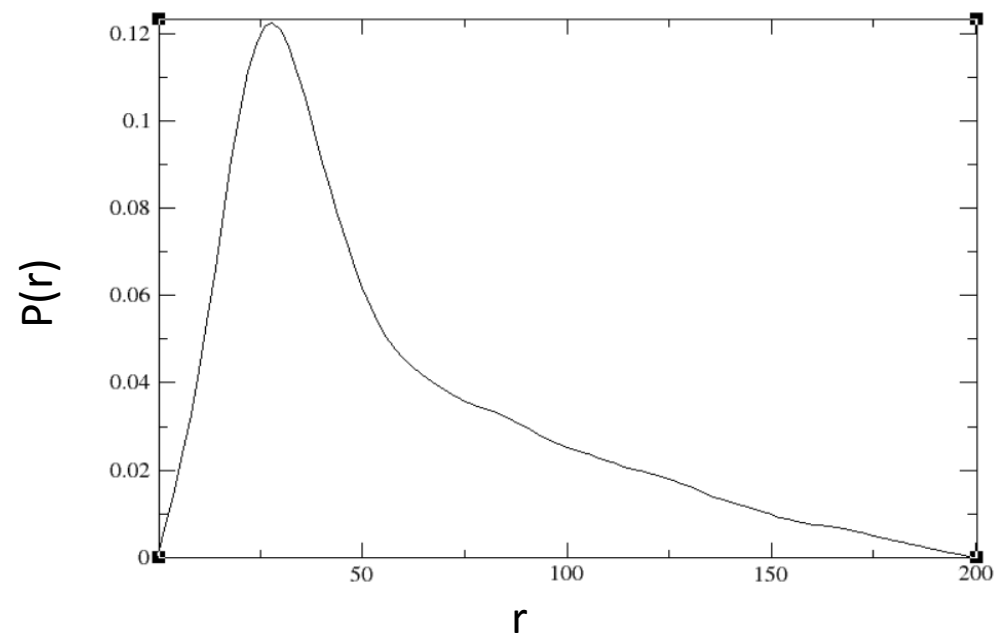
Sample: T0941			
Variable	Value	Error +/-	Units
Rg	41.8	1	Angstroms
Porod Exponent	4.0		Scale (2-4)
Mass SAXS	45	10	kDa
Max Dimension	200	6	Angstroms
Radius of Cross Section	18	1	Angstroms
Volume	110000	5,000	Cubic Angstroms
Real Space Rg	49	3	Angstroms

MLKVLSELVYRKNTWRFLMLPMLHKHTIITAALLASLSLTACGKKKDVSEPKKEATQTDSNKTSDTNDKLGGGLPDPADPNAGKPQPLPGKQPTTPTPPPPKTPEAPQTSNPTPPAPVPTTTPPVVGTRPAPAPGTNVIPGDYNEKDPNS
 LNRDNLTKRMTGGVTEDGLVYTSSTDELLNYLRARNEKVGYETRRLNNEAAASVQSAKMSVDGLSGDVIITLKIKEGNDVKVYNVAGSSGEGAATPVRSVRAGNGERSTGARALEGTVKCVDLDDGGCETTFARLKIGSSPTSAIINIVFRNSS
 ADLFFKLPGNYSNPEYLVVREFMRNTYLNENTQDKVKSVMSSFEVVNGRSGFTVMMKGGNSELLAFAGPLLAPEAGTGVIPLSRIAKDQEDTLDLISLNNTKLTIANWIGEARLVANGLGQVRLALKMRKRATYAQDQFAITFMRKIK
 PIVDLTDDNLK- 50.6kDa

Scattering Curve



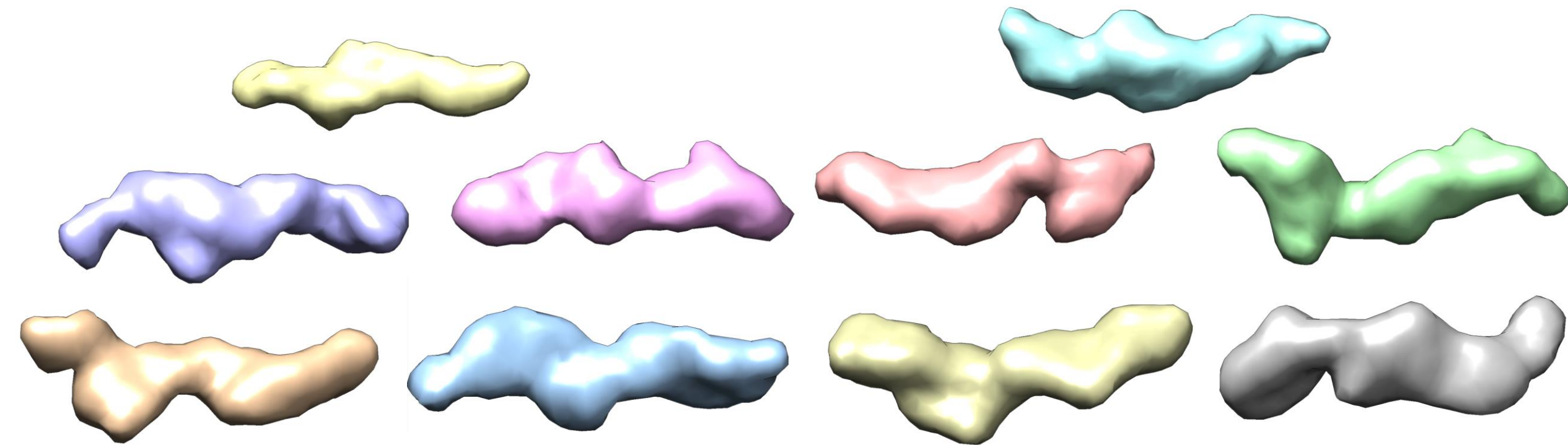
P(r) Function



T0941 Shapes

Individual

Best Fit To Data



Poorest Fit

Average

90 degree rotations of the average of 10 individual

